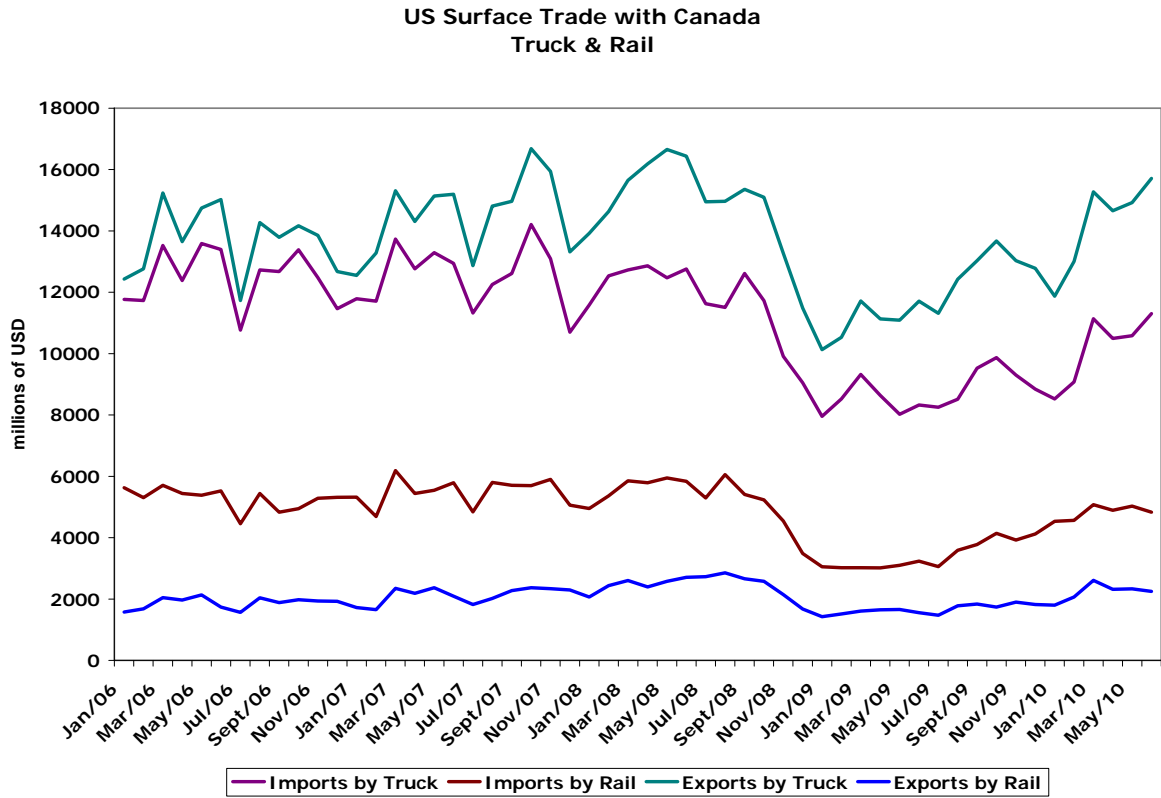


US-Canada Surface Trade

Data released for June 2010

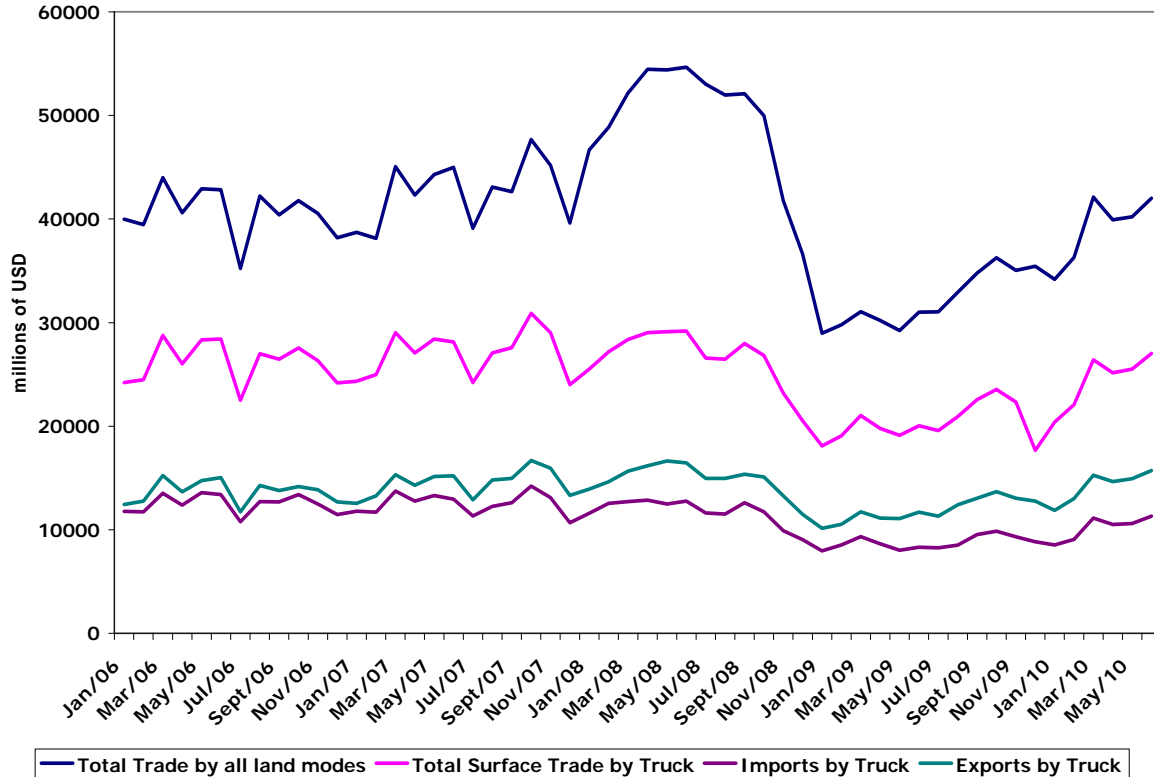
Total surface trade between the US and Canada totalled \$42 billion in June, up 35.5 per cent compared to June 2009.



US-Canada Trade moved by Truck

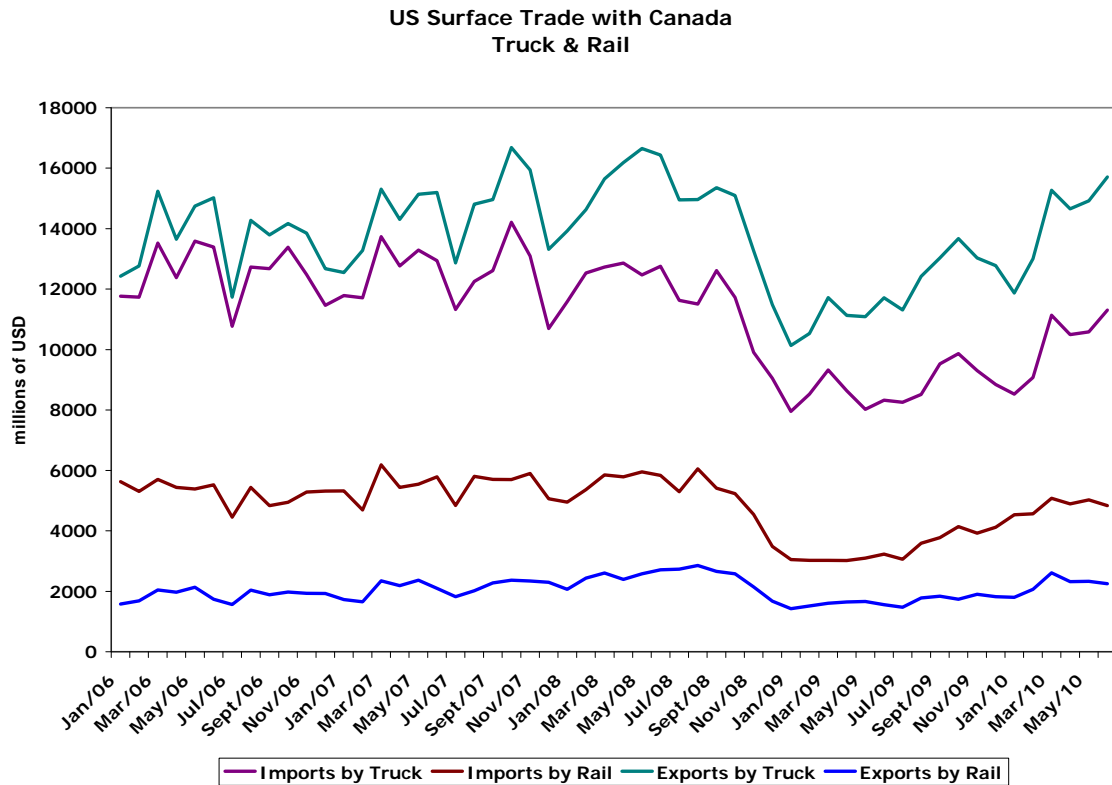
Total surface trade carried by truck totalled \$27 billion in June, up 34.8 per cent over the year. The value of imports carried by truck was 35.8 per cent higher in June 2010 compared to June 2009, while the value of exports carried by truck was 34.2 per cent higher during this period.

US Surface Trade with Canada by Truck



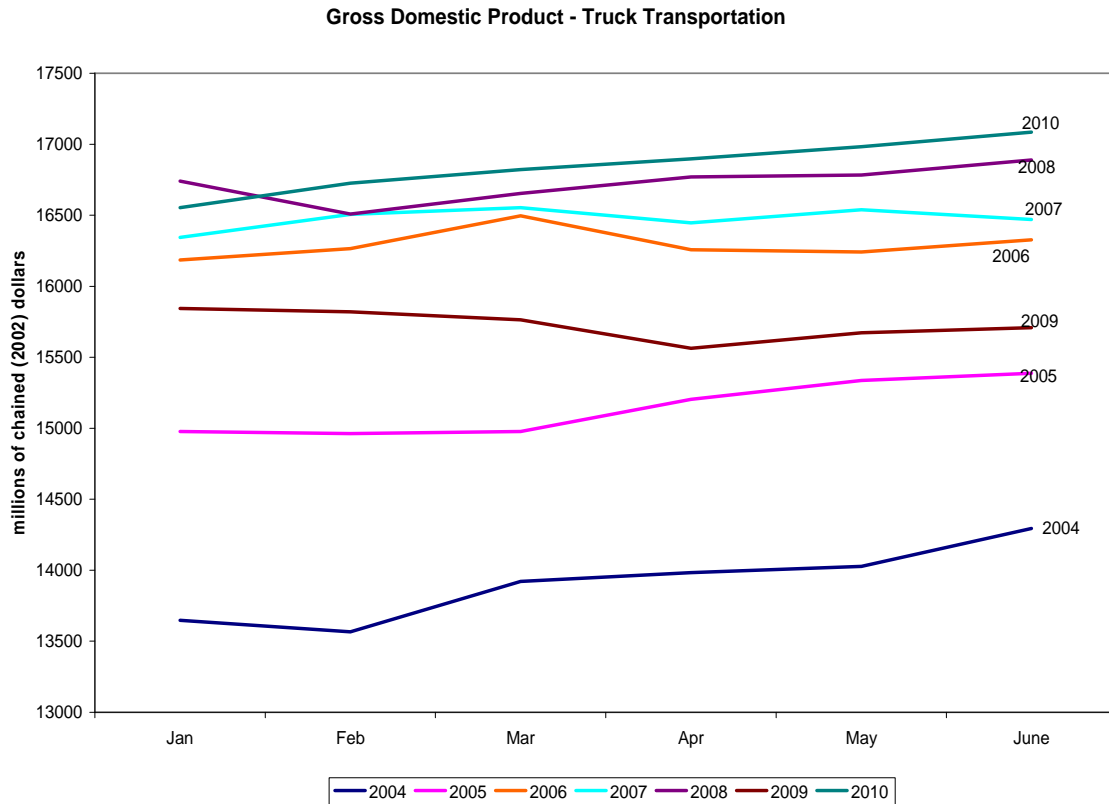
US-Canada Trade moved by Rail

Total US-Canada surface trade carried by rail totalled \$7.1 billion in June, 2010, up 47.6 per cent since June 2009. The value of imports to the US carried by rail was 49.3 per cent higher in June 2010 compared to June 2009, while the value of exports carried by rail was 44.1 per cent higher during this period.



Gross Domestic Product – Truck Transportation

Gross domestic product (GDP) of truck transportation is displayed below, taken from a Statistics Canada report *Gross Domestic Product by Industry*. The monthly GDP data at basic prices are chained volume estimates with 2002 as their reference year.



Gross Domestic Product - Truck Transportation						
	Jan	Feb	Mar	Apr	May	June
2004	13648	13566	13922	13983	14027	14294
2005	14977	14963	14976	15203	15336	15387
2006	16185	16264	16496	16256	16242	16327
2007	16344	16507	16554	16446	16538	16470
2008	16741	16508	16654	16769	16784	16889
2009	15844	15820	15763	15563	15672	15709
2010	16554	16726	16821	16897	16982	17085

Canadian International Merchandise Trade

Data released for July, 2010

Canada's merchandise exports fell 0.7 per cent in July while imports grew 2.0 per cent. As a result, Canada's trade deficit with the world widened to \$2.7 billion in July from \$1.8 billion in June.

Exports to the United States fell 2.2 per cent in July, 2010 compared to June and were 7.5 per cent higher compared to July, 2009. Imports increased 2.9 per cent from June to July, and were 13.4 per cent higher in July, 2010 compared to a year earlier. Canada's trade surplus with the United States decreased to \$1.2 billion in July from \$2.4 billion in June.

Canada's Merchandise trade with US



Labour Force Survey

Data released for August, 2010

Employment in transportation and warehousing was 0.8 per cent lower in August compared to July 2010 and 1.4 per cent lower than in August 2009.

Monthly Employment Transportation and Warehousing

